

第39回全国障害者技能競技大会

<105> 建築CAD 競技課題B

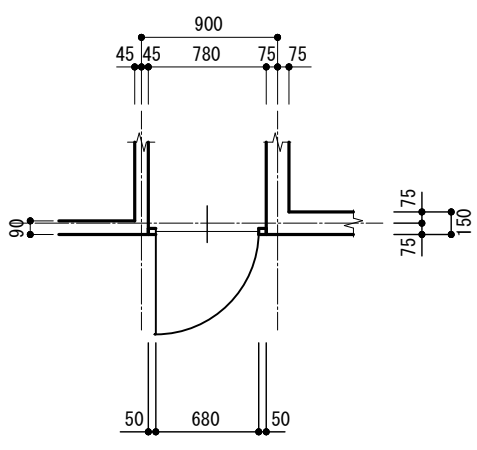
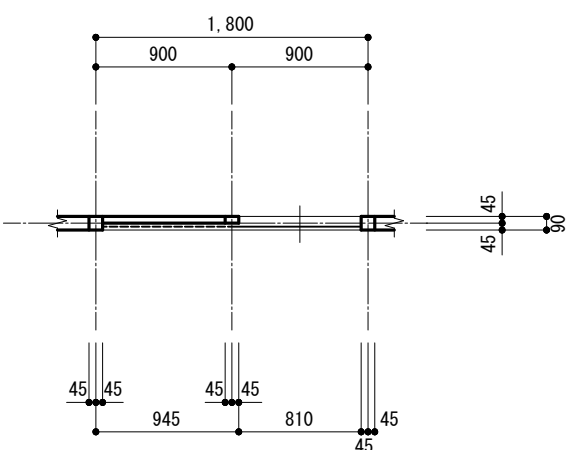
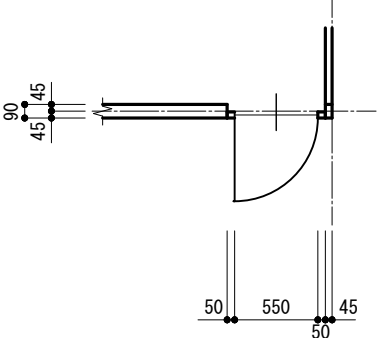
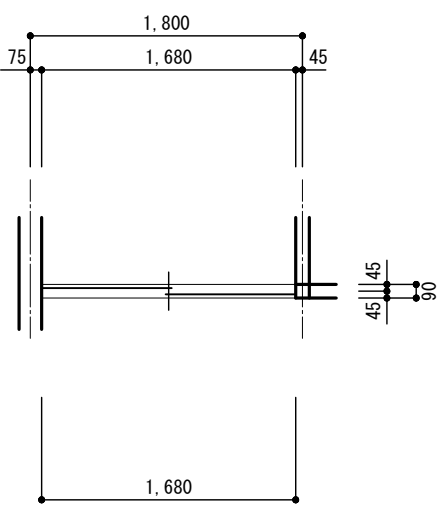
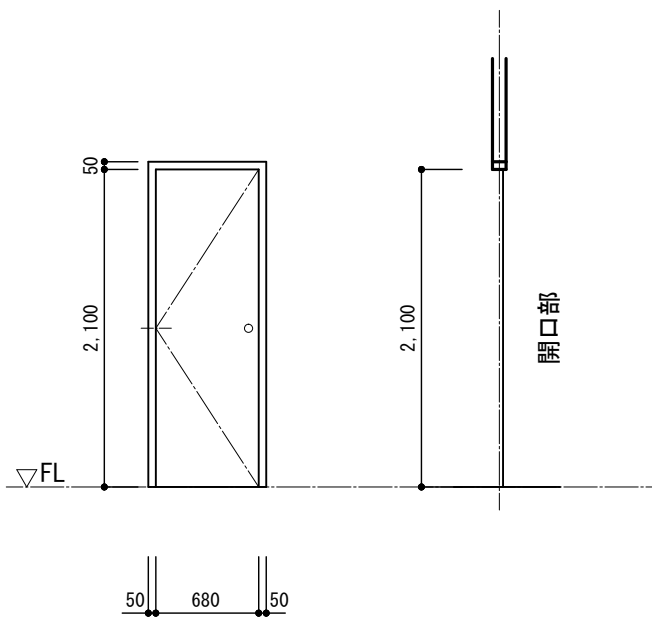
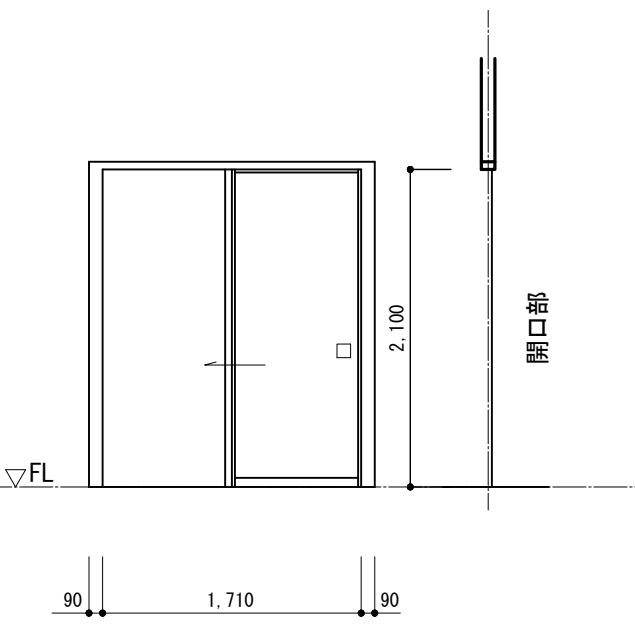
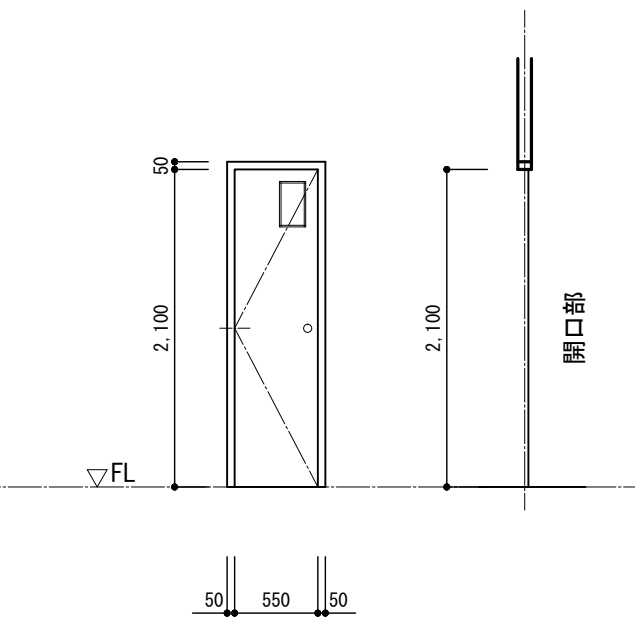
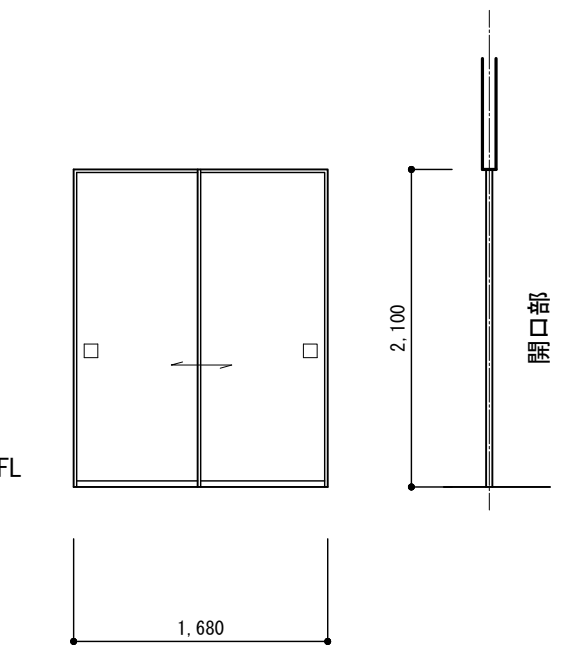
図面枠指示書

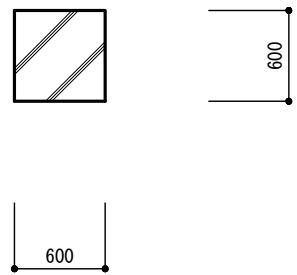
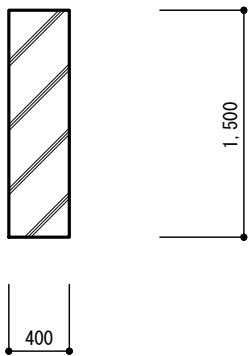
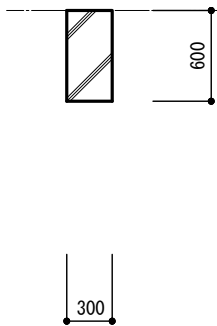

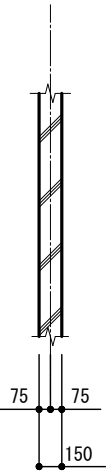
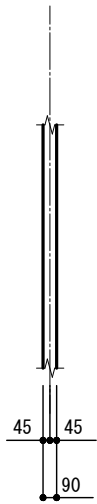
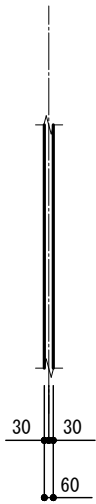


建具等部材資料

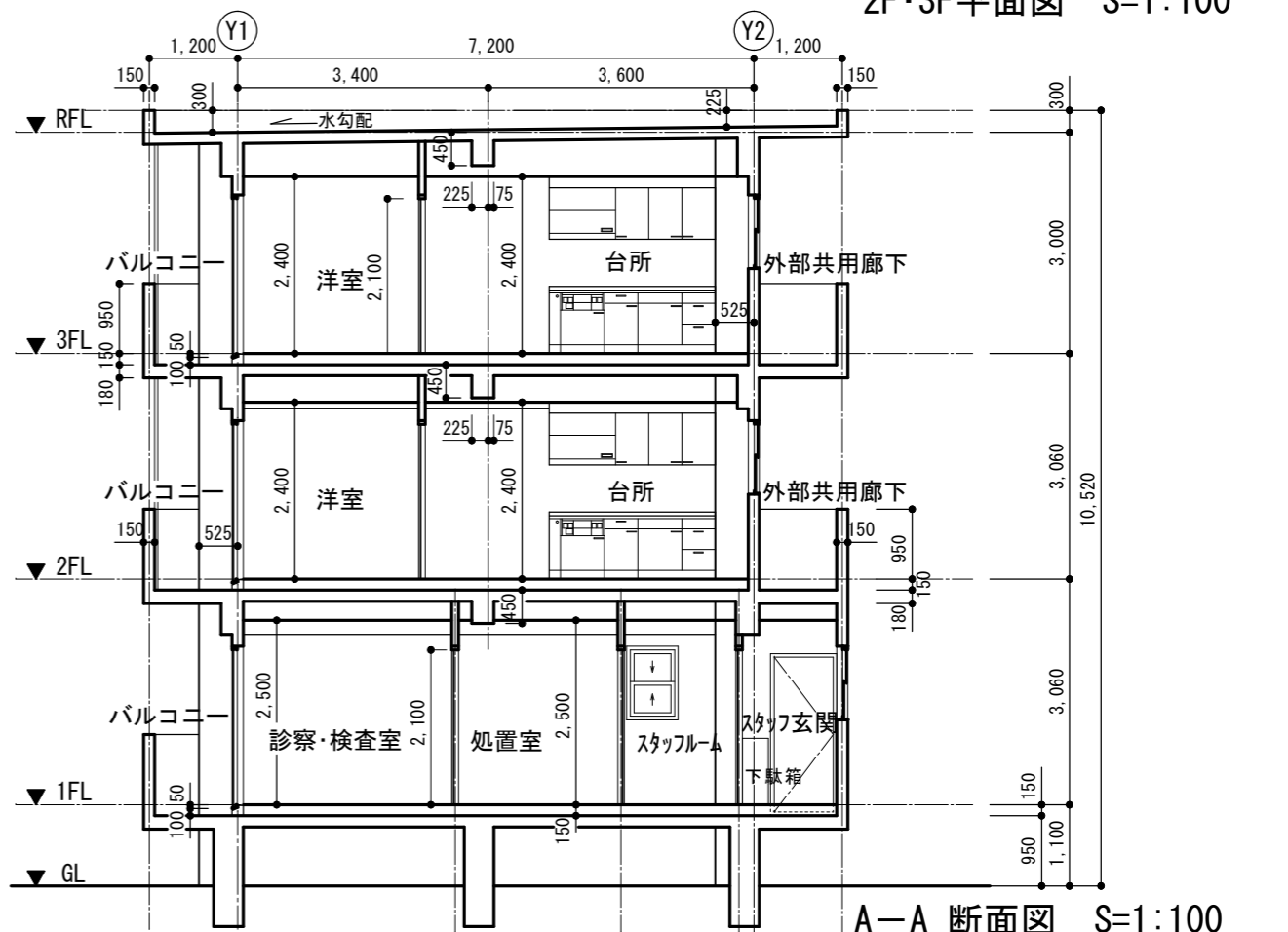
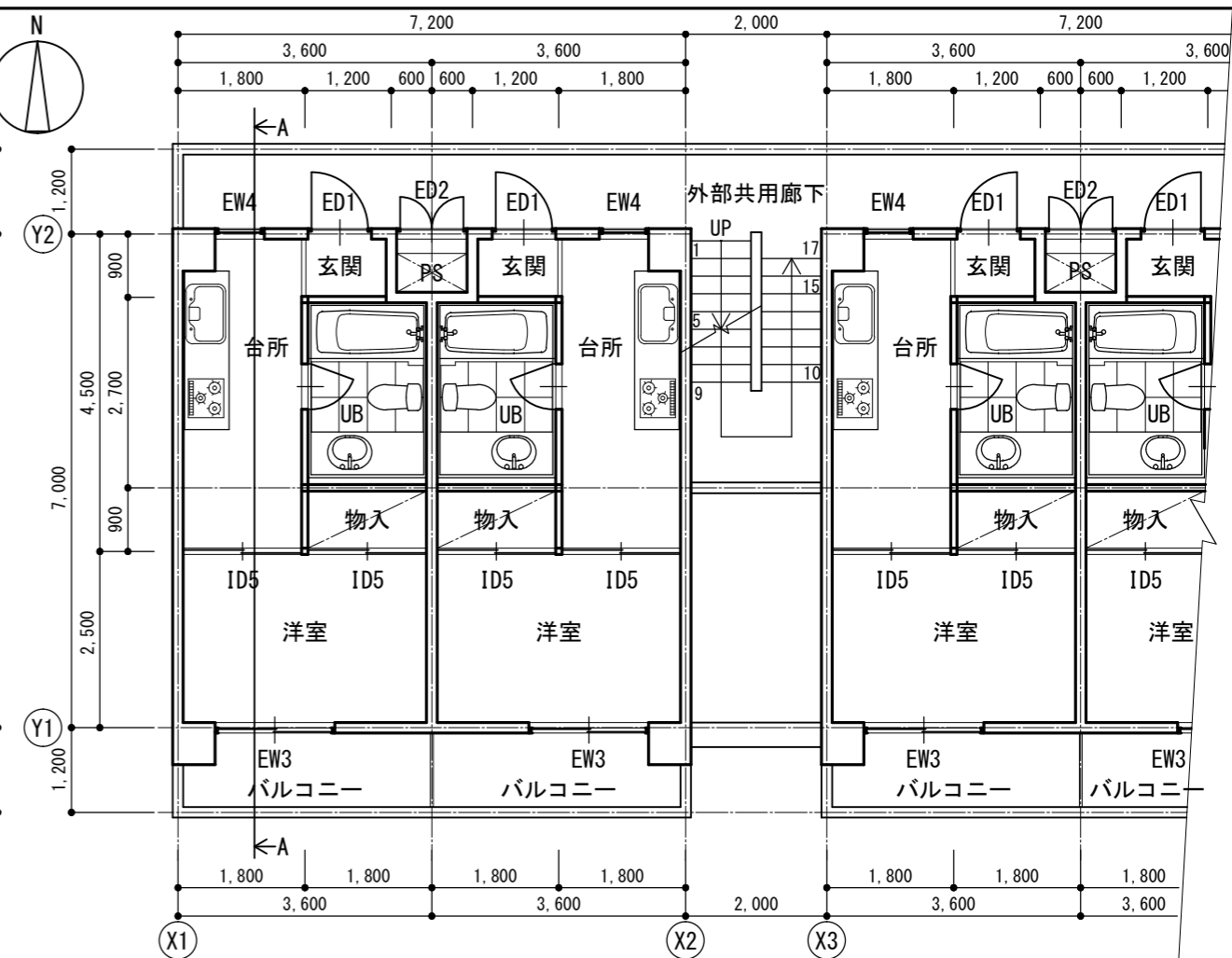
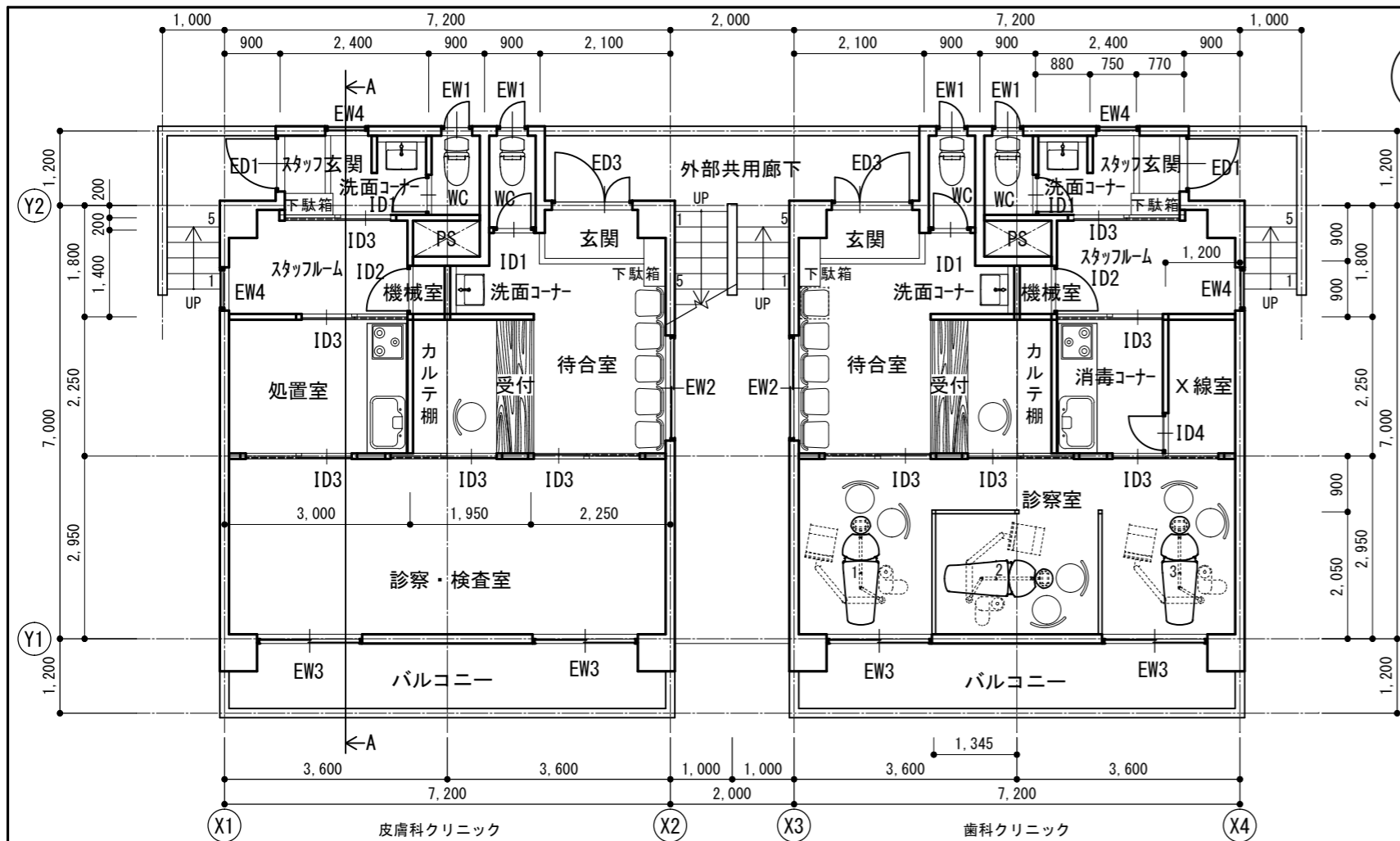
参考図

記号	ED1	ED2	ED3	EW1
名前	外部用 片開き戸			
室名	玄関		1F クリニック入口	
平面				
立面断面				

記号	EW2	EW3	EW4	ID1
名前	外部用 引き違い窓	外部用 引き違い窓	外部用 上げ下げ窓	室内用 片開き戸
室名	1F 待合室	1F 診察室、2F・3F 洋室	1F スタッフルーム・スタッフ玄関、2F・3F 台所	1F WC
平面				
立面断面				

記号	ID2	ID3	ID4	ID5
名前	室内用 片開き戸	室内用 片引き込み戸	室内用 片開き戸	室内用 引き違い戸
室名	1F 機械室	1F クリニック	1F X線室	台所、洋室・物入
平面	 <p>Plan view of ID2 door showing dimensions: 900 (total width), 780 (opening width), 45 (top offset), 75 (top offset), 150 (top offset), 50 (bottom offset), 680 (bottom offset).</p>	 <p>Plan view of ID3 door showing dimensions: 1,800 (total width), 900 (left panel), 900 (right panel), 45 (top offset), 90 (top offset), 45 (bottom offset), 945 (bottom offset), 810 (bottom offset).</p>	 <p>Plan view of ID4 door showing dimensions: 45 (top offset), 90 (top offset), 50 (bottom offset), 550 (bottom offset).</p>	 <p>Plan view of ID5 door showing dimensions: 1,800 (total width), 1,680 (opening width), 75 (top offset), 45 (top offset), 45 (bottom offset), 90 (bottom offset), 1,680 (bottom offset).</p>
立面断面	 <p>Elevation of ID2 door showing height 2,100, top offset 50, bottom offset 50, and opening width 680. Includes '開口部' label and '▽FL' reference line.</p>	 <p>Elevation of ID3 door showing height 2,100, top offset 90, bottom offset 90, and opening width 1,710. Includes '開口部' label and '▽FL' reference line.</p>	 <p>Elevation of ID4 door showing height 2,100, top offset 50, bottom offset 50, and opening width 550. Includes '開口部' label and '▽FL' reference line.</p>	 <p>Elevation of ID5 door showing height 2,100, top offset 50, bottom offset 50, and opening width 1,680. Includes '開口部' label and 'FL' reference line.</p>

構造図					S=1:50	
名前	柱	基礎梁		大梁 小屋梁	小梁	
階	1F・2F・3F	1F		1F・2F・Roof		
大きさ	D 600 mm × H 600 mm	D 400 mm × H 1,500 mm		D 300 mm × H 600 mm	D 300 mm × H 450 mm	
断面						
名前	鉄筋コンクリート壁・手摺	間仕切壁	隔壁	スラブ 屋根スラブ		
階	1F・2F・3F	1F・2F・3F	1F診察室	1F・Roof	外部外部共用廊下 2F・3F・バルコニー	
大きさ	W 150 mm	W 90 mm	W 60 mm	D 150 mm	D 180 mm	
断面						



南立面図 S=1:100

No.	Name

